

Franklin Templeton Investment Funds

Franklin High Yield Fund



FRANKLIN TEMPLETON
INVESTMENTS

Fund Overview

Base Currency for Fund	USD
Total Net Assets (USD)	3,315 million
Launch Date	01.03.1996
Number of Holdings	239
Benchmark	Credit Suisse High Yield Index
Investment Style	Fixed Income - High Yield

Summary of Investment Objectives

The Fund aims to earn a high level of current income and seeks capital appreciation when consistent with its principal objective of high current income, by principally investing either directly or through the use of financial derivative instruments in Fixed Income debt Securities of US or Non-US issuers with investment grade or lower grade ratings, if issued by US issuers, or, if issued by Non-US issuers or unrated, their equivalent.

Fund Management

Betsy Hofman, CFA	United States
-------------------	---------------

EUUSD Status - A(Mdis) USD

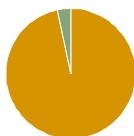
Redemption	In Scope
Distribution	In Scope

Ratings - A(Mdis) USD

Overall Morningstar Rating™	✓ / ✓ / ✓
-----------------------------	-----------

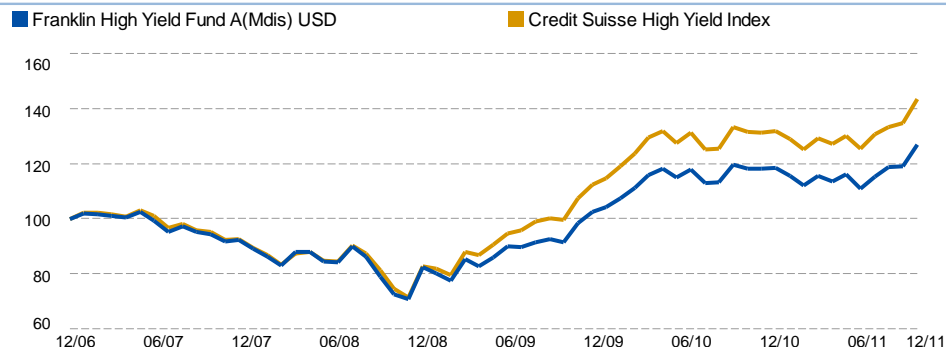
Asset Allocation

	%
Equity	0.15
Fixed Income	96.50
Cash & Cash Equivalents	3.35



Performance

Performance over 5 Years in EUR



Performance in EUR (%)

	Cumulative				Annualised		
	1 Yr	3 Yrs	5 Yrs	10 Yrs	3 Yrs	5 Yrs	10 Yrs
A(Mdis) USD	7.23	78.93	27.10	24.41	21.42	4.91	2.21
Benchmark	9.01	101.06	43.84	63.98	26.24	7.54	5.07

Past performance is no guarantee of future performance. The value of shares in the fund and income received from it can go down as well as up, and investors may not get back the full amount invested. All performance data shown is in the currency stated, include reinvested dividends and are net of management fees. Sales charges and other commissions, taxes and other relevant costs paid by the investor are not included in the calculations. Performance may also be affected by currency fluctuations. Up to date performance figures can be found on our local website. References to indices are made for comparative purposes only and are provided to represent the investment environment existing during the time periods shown.

Calendar Year Performance in EUR (%)

	2011	2010	2009	2008	2007	2006	2005	2004	2003	2002
A(Mdis) USD	7.23	20.13	38.91	-23.15	-7.57	-3.56	17.21	1.04	4.95	-18.34
Benchmark	9.01	22.43	50.65	-22.95	-7.15	0.37	17.22	4.06	6.44	-12.52

Top Holdings

Security Name	%
FORD MOTOR CREDIT CO LLC	1.83
CIT GROUP INC	1.81
HCA INC	1.42
INTELSAT JACKSON HOLDINGS SA	1.39
INTERNATIONAL LEASE FINANCE CORP	1.38
RITE AID CORP	1.29
REYNOLDS GROUP ISSUER INC/LLC/SA	1.26
CHESAPEAKE ENERGY CORP	1.25
DISH DBS CORP	1.24
SPRINT NEXTEL CORP	1.16

Fund Measures

Average Credit Quality	B
Average Duration	4.16 Years
Average Weighted Maturity	5.15 Years
Yield to Maturity	8.36%
Standard Deviation (5 Yrs, USD)	13.67

Share Class Information

Share Class	Incept Date	NAV	TER (%)	Fees		Dividends			Fund Identifiers	
				Max. Sales Charge (%)	Max. Annual Charge (%)	Frequency	Last Paid Date	Last Paid Amount	Bloomberg ID	ISIN
A(Mdis) USD	01.03.1996	USD 6.66	1.53	3.00	1.20	M	15.12.2011	0.0380	TEMFHYI LX	LU0065014192











Contact Information

Tel	Fax	E-Mail	Web
+352 46 66 671	+352 22 13 57	lucs@franklintempleton.com	www.franklintempleton.lu

















Composition of Fund

■ Franklin High Yield Fund








■ Credit Suisse High Yield Index

Sector		% of Total
Energy		19.87
Healthcare		7.72
Finance		6.16
Media Non Cable		5.41
Media Cable		4.90
Industrial		4.86
Technology		4.76
Wireless		4.42
Automotive		4.20
Other		37.69

Ratings

Ratings		% of Total
BBB+		0.68 / 0.00
BBB		0.05 / 0.00
BBB-		0.47 / 0.00
BB+		4.32 / 8.60
BB		8.28 / 9.05
BB-		10.76 / 11.24
B+		13.01 / 14.32
B		14.55 / 13.81
B-		22.58 / 16.63
CCC+		19.58 / 11.90
CCC		4.39 / 5.16
CCC-		0.07 / 1.95
CC		0.39 / 0.93
C		0.18 / 0.04
D		0.00 / 2.27
NR		0.67 / 4.10

Duration

Duration		% of Total
0 to 1 Year		9.94 / 7.41
1 to 2 Years		2.76 / 9.39
2 to 3 Years		8.01 / 10.54
3 to 5 Years		47.91 / 40.83
5 to 7 Years		28.65 / 26.36
7 to 10 Years		2.72 / 4.17
10 to 15 Years		0.00 / 1.30

