

# Franklin Templeton Investment Funds

## Franklin U.S. Total Return Fund



FRANKLIN TEMPLETON  
INVESTMENTS

### Fund Overview

Base Currency for Fund	USD
Total Net Assets (USD)	79 million
Launch Date	29.08.2003
Number of Holdings	360
Benchmark	Barclays Capital U.S. Aggregate Index
Investment Style	Fixed Income - Total Return

### Summary of Investment Objectives

The Fund's principal investment objective is to provide high current income, consistent with preservation of capital. Its secondary objective is capital appreciation over the long term.

### Fund Management

Roger Bayston, CFA	United States
Kent Burns, CFA	United States

### EUUSD Status - A(Mdis) USD

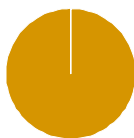
Redemption	In Scope
Distribution	In Scope

### Ratings - A(Mdis) USD

Overall Morningstar Rating™ / / / /

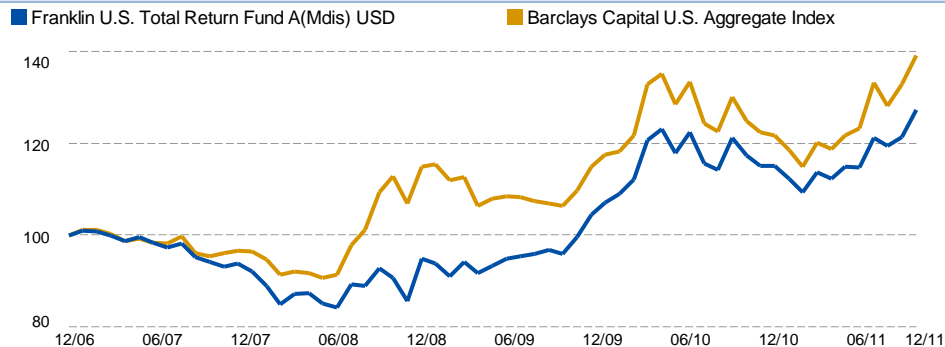
### Asset Allocation

Equity	0.01%
Fixed Income	105.55%
Cash & Cash Equivalents	-5.56%



### Performance

#### Performance over 5 Years in EUR



#### Performance in EUR (%)

	Cumulative			Annualised	
	1 Yr	3 Yrs	5 Yrs	3 Yrs	5 Yrs
A(Mdis) USD	8.43	48.69	27.43	14.15	4.97
<b>Benchmark</b>	<b>11.45</b>	<b>30.33</b>	<b>39.18</b>	<b>9.24</b>	<b>6.84</b>

Past performance is no guarantee of future performance. The value of shares in the fund and income received from it can go down as well as up, and investors may not get back the full amount invested. All performance data shown is in the currency stated, include reinvested dividends and are net of management fees. Sales charges and other commissions, taxes and other relevant costs paid by the investor are not included in the calculations. Performance may also be affected by currency fluctuations. Up to date performance figures can be found on our local website. References to indices are made for comparative purposes only and are provided to represent the investment environment existing during the time periods shown.

#### Calendar Year Performance in EUR (%)

	2011	2010	2009	2008	2007	2006	2005	2004
A(Mdis) USD	8.43	18.00	16.22	-8.71	-6.12	-6.43	16.62	-3.09
<b>Benchmark</b>	<b>11.45</b>	<b>13.94</b>	<b>2.63</b>	<b>10.69</b>	<b>-3.53</b>	<b>-6.67</b>	<b>18.03</b>	<b>-3.18</b>

#### Top Holdings

Security Name	%
U.S. Treasury Note, 2.00%, 11/30/13	4.20
FNMA, 4.50%, 1/01/40	3.59
FNMA, 6.00%, 1/01/40	3.23
U.S. Treasury Note, 4.25%, 8/15/15	3.06
U.S. Treasury Note, Index Linked, 0.125%, 4/15/16	2.79
FNMA, 4.00%, 1/01/41	2.63
U.S. Treasury Note, 4.25%, 11/15/13	2.40
FHLMC, 4.50%, 1/01/40	2.29
FHLMC, 4.00%, 1/01/41	2.07
U.S. Treasury Note, 3.50%, 2/15/18	1.90

#### Fund Measures

Average Credit Quality	AA
Average Duration	4.76 Years
Average Weighted Maturity	6.45 Years
Yield to Maturity	3.84%
Standard Deviation (5 Yrs, USD)	5.94

### Share Class Information

Share Class	Incept Date	NAV	TER (%)	Fees		Dividends		Fund Identifiers	
				Max. Sales Charge (%)	Max. Annual Charge (%)	Frequency	Last Paid Date	Last Paid Amount	Bloomberg ID
A(Mdis) USD	29.08.2003	USD 10.75	1.20	3.00	1.05	M	15.12.2011	0.0200	FRATRFALX LU0170469265

### Contact Information











<b>Tel</b>	<b>Fax</b>	<b>E-Mail</b>	<b>Web</b>
+352 46 66 671	+352 22 13 57	lucs@franklintempleton.com	www.franklintempleton.lu

## Composition of Fund











■ Franklin U.S. Total Return Fund

■ Barclays Capital U.S. Aggregate Index























## Geographic

		% of Total
United States		93.65 / 92.26
South Korea		2.30 / 0.17
Australia		2.25 / 0.23
United Kingdom		1.74 / 0.76
Sweden		1.60 / 0.04
Malaysia		1.58 / 0.00
Poland		1.53 / 0.07
Brazil		1.49 / 0.49
Norway		1.12 / 0.06
Other		-7.26 / 5.92

## Sector

		% of Total
US Treasury		37.00 / 35.15
MBS		21.52 / 31.80
International Bonds		17.39 / 4.34
Investment Grade Corporates		16.52 / 19.94
CMBS		5.22 / 2.04
ABS		3.48 / 0.23
High Yield Corporates		2.13 / 0.00
Municipal Bonds		1.58 / 0.93
U.S. Agency		0.72 / 5.57
Other		-5.55 / 0.00

## Ratings

		% of Total
AAA		63.97 / 75.06
AA+		0.79 / 1.57
AA		1.27 / 1.69
AA-		0.96 / 1.89
A+		4.37 / 2.85
A		5.25 / 4.04
A-		4.14 / 3.79
BBB+		5.15 / 3.09
BBB		4.93 / 3.84
BBB-		5.01 / 2.18
BB+		0.87 / 0.00
BB		0.26 / 0.00
BB-		0.78 / 0.00
B+		0.71 / 0.00
B		0.64 / 0.00
B-		0.35 / 0.00
CCC+		0.24 / 0.00
CCC		0.06 / 0.00
CCC-		0.05 / 0.00
CC		0.02 / 0.00
N/A		0.01 / 0.00
NR		0.18 / 0.00

## Composition of Fund (continued)

■ Franklin U.S. Total Return Fund

■ Barclays Capital U.S. Aggregate Index

Duration		% of Total
0 to 1 Year		17.24 / 1.44
1 to 2 Years		14.37 / 17.50
2 to 3 Years		18.28 / 23.55
3 to 5 Years		30.40 / 27.52
5 to 7 Years		8.53 / 10.93
7 to 10 Years		9.62 / 7.46
10 to 15 Years		4.34 / 6.25
15 to 20 Years		5.83 / 5.10
20 to 30 Years		0.00 / 0.24
Offset Derivatives		-8.67 / 0.00
N/A		0.06 / 0.00

Maturity		% of Total
0 to 1 Year		7.06 / 0.10
1 to 2 Years		13.09 / 12.04
2 to 3 Years		8.20 / 12.57
3 to 5 Years		36.21 / 28.17
5 to 7 Years		9.74 / 20.79
7 to 10 Years		14.03 / 13.57
10 to 15 Years		1.20 / 1.42
15 to 20 Years		2.21 / 1.97
20 to 30 Years		7.87 / 9.12
30+ Years		0.38 / 0.26
N/A		0.01 / 0.00

## Disclaimers

**Important Information:** © 2012 Franklin Templeton Investments. All rights reserved. Issued by Franklin Templeton International Services S.A. Franklin Templeton Investment Funds (the "Fund") is a Luxembourg registered SICAV. Source for data and information provided by Franklin Templeton Investments, as of the date of this document, unless otherwise noted. Benchmark related data provided by FactSet, as of the date of this document, unless otherwise noted. This document does not constitute a legal or tax advice nor an investment advice or an offer for shares of the Fund. Subscriptions to shares of the Fund can only be made on the basis of the current full or simplified prospectus of the Fund, accompanied by the latest available audited annual report and semi-annual report accessible on our website at [www.franklintempleton.lu](http://www.franklintempleton.lu) or which can be obtained, free of charge, from Franklin Templeton International Services S.A., 26 Boulevard Royal, L-2449 Luxembourg. No shares of the Fund may be directly or indirectly offered or sold to nationals or residents of the United States of America. Shares of the Fund are not available for distribution in all jurisdictions and prospective investors should confirm availability with their local Franklin Templeton Investments representative before making any plans to invest. An investment in the Fund entails risks, which are described in the Fund's prospectus. Special risks may be associated with a Fund's investment in certain types of securities, asset classes, sectors, markets, currencies or countries and in the Fund's possible use of derivatives. These risks are more fully described in the Fund's prospectus and should be read closely before investing. Subject to any applicable regulatory requirements, the portfolio manager for the Fund reserves the right to withhold release of information with respect to holdings that would otherwise be included in the top 10 holdings list. Holdings of the same issuer have been combined. Information is historical and may not reflect current or future portfolio characteristics. All portfolio holdings are subject to change.

© Morningstar, Inc. All rights reserved. The information contained herein: (1) is proprietary to Morningstar and/or its content providers; (2) may not be copied or distributed; and (3) is not warranted to be accurate, complete or timely. Neither Morningstar nor its content providers are responsible for any damages or losses arising from any use of this information.

**EUSD Status:** Any tax information provided is intended to be a general guide and should not be relied upon as a basis for calculating individual liabilities. The information does not take into consideration your personal circumstances and may be subject to change in the future. If you are in any doubt about the impact of tax on your investment you should consult a qualified tax adviser.

**Top Holdings:** Top Holdings represent the largest holdings of the fund as of the date indicated. These securities do not represent all of the securities purchased, sold or recommended for advisory clients, and the reader should not assume that investment in the securities listed was or will be profitable.

**Fund Measures:** The average credit quality (ACQ) rating may change over time. The portfolio itself has not been rated by an independent rating agency. The letter rating, which may be based on bond ratings from different agencies, is provided to indicate the average credit rating of the portfolio's underlying bonds and generally ranges from AAA (highest) to D (lowest). The ACQ is determined by assigning a sequential integer to all credit ratings AAA to D, taking a simple, asset-weighted average of debt holdings by market value and rounding to the nearest rating. The risk of default increases as a bond's rating decreases, so the ACQ provided is not a statistical measurement of the portfolio's default risk because a simple, weighted average does not measure the increasing level of risk from lower rated bonds. The ACQ is provided for informational purposes only. Derivative positions and unrated securities are not reflected in the ACQ.

**Composition of Fund:** Quality ratings shown are assigned by one or more Nationally Recognized Statistical Credit Rating Organizations (NRSRO), such as Standard & Poor's, Moody's and Fitch. The ratings are an indication of an issuer's creditworthiness and typically range from AAA or Aaa (highest) to D (lowest). When ratings from all three agencies are available, the middle rating is used; when two are available, the lowest rating is used; and when only one is available, that rating is used. Foreign government bonds without a specific rating are assigned the country rating provided by an NRSRO, if available. The NR category consists of rateable securities that have not been rated by an NRSRO. The N/A category consists of nonrateable securities (e.g., equities). Cash and equivalents (defined as bonds with stated maturities, or that can be redeemed at intervals, of seven days or less) as well as derivatives are excluded from this breakdown. As a result, the chart does not reflect the fund's total net assets.