

Franklin Templeton Investment Funds

Franklin Global Growth Fund



FRANKLIN TEMPLETON
INVESTMENTS

Fund Overview

Base Currency for Fund	USD
Total Net Assets (USD)	91 million
Launch Date	29.12.2000
Number of Holdings	40
Benchmark	MSCI World Index
Investment Style	Growth

Summary of Investment Objectives

The Fund aims to achieve long-term capital appreciation by investing primarily in equity and/or equity-related securities of companies throughout the world (in both developed and emerging markets) of any market capitalisation.

Fund Management

Donald G. Huber, CFA	United States
John Remmert	United States


EUUSD Status - A(acc) USD

Redemption	Out of Scope
Distribution	Out of Scope

Ratings - A(acc) USD

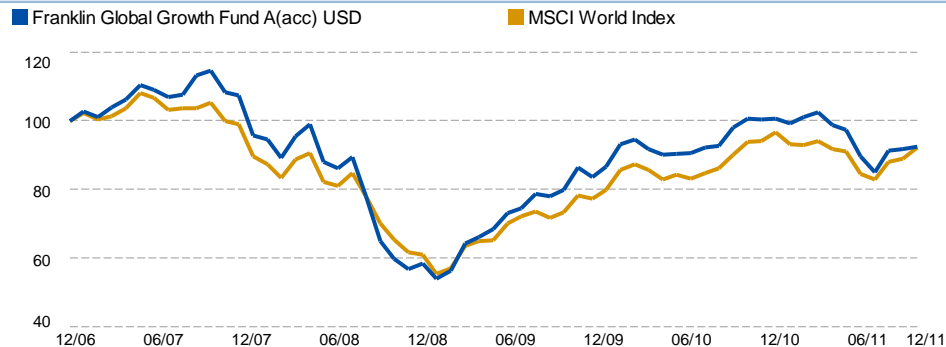
Overall Morningstar Rating™	✓ ✓ ✓
-----------------------------	-------

Asset Allocation



Performance

Performance over 5 Years in EUR



Performance in EUR (%)

	Cumulative				Annualised		
	1 Yr	3 Yrs	5 Yrs	10 Yrs	3 Yrs	5 Yrs	10 Yrs
A(acc) USD	-8.28	62.22	-7.50	-9.41	17.51	-1.55	-0.98
A(acc) EUR	-8.25	N/A	N/A	N/A	N/A	N/A	N/A
A(acc) EUR-H1	-11.65	N/A	N/A	N/A	N/A	N/A	N/A
Benchmark	-1.84	49.44	-7.32	3.03	14.34	-1.51	0.30

Past performance is no guarantee of future performance. The value of shares in the fund and income received from it can go down as well as up, and investors may not get back the full amount invested. All performance data shown is in the currency stated, include reinvested dividends and are net of management fees. Sales charges and other commissions, taxes and other relevant costs paid by the investor are not included in the calculations. Performance may also be affected by currency fluctuations. Up to date performance figures can be found on our local website. References to indices are made for comparative purposes only and are provided to represent the investment environment existing during the time periods shown.

Calendar Year Performance in EUR (%)

	2011	2010	2009	2008	2007	2006	2005	2004	2003	2002
A(acc) USD	-8.28	16.67	51.59	-46.97	7.53	9.19	28.29	3.61	3.27	-34.66
Benchmark	-1.84	20.14	26.72	-37.24	-1.18	7.93	26.79	6.95	11.29	-31.73

Top Holdings

Issuer Name	%
COCHLEAR LTD	3.10
SCHLUMBERGER LTD	2.86
WORLEYPARSONS LTD	2.78
SAIPEM SPA	2.77
DANAHER CORP	2.75
PEARSON PLC	2.70
NOBLE GROUP LTD	2.69
LUXOTTICA GROUP SPA	2.67
INTERCONTINENTALEXCHANGE INC	2.66
GETINGE AB	2.66

Fund Measures

Historical 3 Yr Sales Growth	10.79%
Historical 3 Yr EPS Growth	14.09%
Return on Equity	19.29%
FY1 Price to Earnings	17.02
Standard Deviation (5 Yrs, USD)	23.70

Share Class Information

Share Class	Incept Date	NAV	TER (%)	Fees		Dividends			Fund Identifiers	
				Max. Sales Charge (%)	Max. Annual Charge (%)	Frequency	Last Paid Date	Last Paid Amount	Bloomberg ID	ISIN
A(acc) USD	29.12.2000	USD 9.85	1.89	5.25	1.50	N/A	N/A	N/A	FRAGGFA LX	LU0122613069
A(acc) EUR	14.05.2010	EUR 9.68	1.90	5.25	1.50	N/A	N/A	N/A	FRGGAEU LX	LU0508195822
A(acc) EUR-H1	14.05.2010	EUR 10.01	1.89	5.25	1.50	N/A	N/A	N/A	FRGGAH1 LX	LU0508196127

Contact Information











Tel	Fax	E-Mail	Web
+352 46 66 671	+352 22 13 57	lucs@franklintempleton.com	www.franklintempleton.lu

Composition of Fund











■ Franklin Global Growth Fund

■ MSCI World Index

Geographic

		% of Equity
United States		29.92 / 52.66
Switzerland		10.23 / 3.64
United Kingdom		9.45 / 9.82
Australia		8.73 / 3.63
Hong Kong		7.57 / 1.18
Italy		5.59 / 0.96
Sweden		5.44 / 1.30
Canada		2.72 / 5.17
Belgium		2.72 / 0.40
Other		0.00 / 21.24

Sector

		% of Equity
Financials		19.71 / 17.63
Health Care		16.33 / 10.53
Consumer Discretionary		14.80 / 10.29
Information Technology		14.66 / 12.03
Industrials		13.47 / 11.05
Energy		8.66 / 11.80
Materials		7.46 / 7.22
Consumer Staples		4.91 / 11.03
Telecommunication Services		0.00 / 4.44
Utilities		0.00 / 3.97

Disclaimers

Important Information: © 2012 Franklin Templeton Investments. All rights reserved. Issued by Franklin Templeton International Services S.A. Franklin Templeton Investment Funds (the "Fund") is a Luxembourg registered SICAV. Source for data and information provided by Franklin Templeton Investments, as of the date of this document, unless otherwise noted. Benchmark related data provided by FactSet, as of the date of this document, unless otherwise noted. This document does not constitute a legal or tax advice nor an investment advice or an offer for shares of the Fund. Subscriptions to shares of the Fund can only be made on the basis of the current full or simplified prospectus of the Fund, accompanied by the latest available audited annual report and semi-annual report accessible on our website at www.franklintempleton.lu or which can be obtained, free of charge, from Franklin Templeton International Services S.A., 26 Boulevard Royal, L-2449 Luxembourg. No shares of the Fund may be directly or indirectly offered or sold to nationals or residents of the United States of America. Shares of the Fund are not available for distribution in all jurisdictions and prospective investors should confirm availability with their local Franklin Templeton Investments representative before making any plans to invest. An investment in the Fund entails risks, which are described in the Fund's prospectus. Special risks may be associated with a Fund's investment in certain types of securities, asset classes, sectors, markets, currencies or countries and in the Fund's possible use of derivatives. These risks are more fully described in the Fund's prospectus and should be read closely before investing. Subject to any applicable regulatory requirements, the portfolio manager for the Fund reserves the right to withhold release of information with respect to holdings that would otherwise be included in the top 10 holdings list. Holdings of the same issuer have been combined. Information is historical and may not reflect current or future portfolio characteristics. All portfolio holdings are subject to change.

All MSCI data is provided "as is." The Fund described herein is not sponsored or endorsed by MSCI. In no event shall MSCI, its affiliates or any MSCI data provider have any liability of any kind in connection with the MSCI data or the Fund described herein. Copying or redistributing the MSCI data is strictly prohibited.

© Morningstar, Inc. All rights reserved. The information contained herein: (1) is proprietary to Morningstar and/or its content providers; (2) may not be copied or distributed; and (3) is not warranted to be accurate, complete or timely. Neither Morningstar nor its content providers are responsible for any damages or losses arising from any use of this information.

EUSD Status: Any tax information provided is intended to be a general guide and should not be relied upon as a basis for calculating individual liabilities. The information does not take into consideration your personal circumstances and may be subject to change in the future. If you are in any doubt about the impact of tax on your investment you should consult a qualified tax adviser.

Top Holdings: Top Holdings represent the largest holdings of the fund as of the date indicated. These securities do not represent all of the securities purchased, sold or recommended for advisory clients, and the reader should not assume that investment in the securities listed was or will be profitable.