

Franklin Templeton Investment Funds

Franklin Natural Resources Fund



FRANKLIN TEMPLETON
INVESTMENTS

Fund Overview

Base Currency for Fund	USD
Total Net Assets (USD)	392 million
Launch Date	12.07.2007
Number of Holdings	110
Benchmark	S&P North American Natural Resources Sector Index
Investment Style	Sector

Summary of Investment Objectives

The Fund aims to provide investors with capital appreciation and current income. To achieve this goal, the Fund invests in US dollar- and other currency-denominated securities in the natural resources sector in established and emerging markets.

Fund Management

Frederick G. Fromm, CFA	United States
Steve Land, CFA	United States
Matthew Adams, CFA	United States

EUUSD Status - A(acc) USD

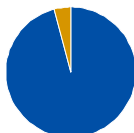
Redemption	Out of Scope
Distribution	Out of Scope

Ratings - A(acc) USD

Overall Morningstar Rating™	★★★★
-----------------------------	------

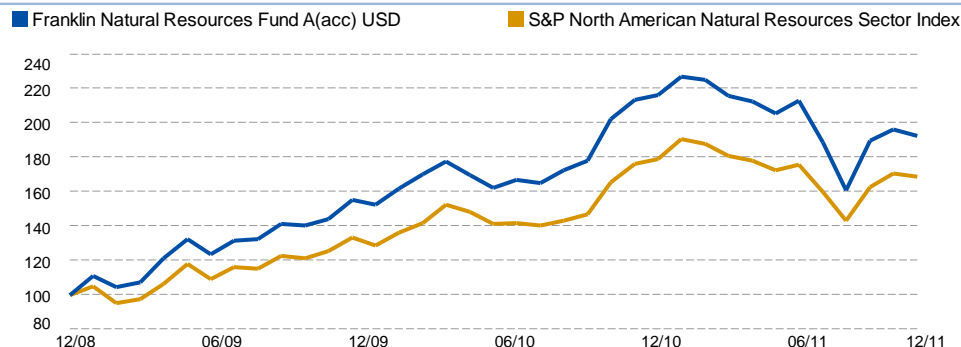
Asset Allocation

	%
Equity	95.82
Cash & Cash Equivalents	4.18



Performance

Performance over 3 Years in EUR



Performance in EUR (%)

	Cumulative		Annualised	
	1 Yr	3 Yrs	3 Yrs	3 Yrs
A(acc) USD	-9.72	92.83		24.49
A(acc) EUR	-9.74	92.63		24.44
A(Ydis) EUR-H1	N/A	N/A		N/A
Benchmark	-4.25	69.04		19.14

Past performance is no guarantee of future performance. The value of shares in the fund and income received from it can go down as well as up, and investors may not get back the full amount invested. All performance data shown is in the currency stated, include reinvested dividends and are net of management fees. Sales charges and other commissions, taxes and other relevant costs paid by the investor are not included in the calculations. Performance may also be affected by currency fluctuations. Up to date performance figures can be found on our local website. References to indices are made for comparative purposes only and are provided to represent the investment environment existing during the time periods shown.

Calendar Year Performance in EUR (%)

	2011	2010	2009	2008
A(acc) USD	-9.72	37.63	55.19	-48.55
Benchmark	-4.25	32.49	33.26	-39.58

Top Holdings

Issuer Name	%
CHEVRON CORPORATION	3.96
SCHLUMBERGER LTD	3.86
OCCIDENTAL PETROLEUM CORP	3.72
ANADARKO PETROLEUM CORP	3.57
HALLIBURTON CO	3.53
DEVON ENERGY CORP	2.54
EXXON MOBIL CORP	2.42
CAMERON INTERNATIONAL CORP	2.02
HESS CORP	1.96
APACHE CORP	1.92

Fund Measures

Price to Earnings	11.75
Price to Book Value	1.62
Price to Cash Flow	6.77
Standard Deviation (3 Yrs, USD)	28.51

Share Class Information

Share Class	Incept Date	NAV	TER (%)	Fees		Dividends			Fund Identifiers	
				Max. Sales Charge (%)	Max. Annual Charge (%)	Frequency	Last Paid Date	Last Paid Amount	Bloomberg ID	ISIN
A(acc) USD	12.07.2007	USD 9.46	1.82	5.25	1.50	N/A	N/A	N/A	FTNRACU LX	LU0300736062
A(acc) EUR	12.07.2007	EUR 7.32	1.81	5.25	1.50	N/A	N/A	N/A	FNTRACE LX	LU0300741732
A(Ydis) EUR-H1	27.05.2011	EUR 8.20	1.84	5.25	1.50	Y	N/A	N/A	FTNRYAD LX	LU0626261860

Contact Information









Tel	Fax	E-Mail	Web
+352 46 66 671	+352 22 13 57	lucs@franklintempleton.com	www.franklintempleton.lu

Composition of Fund







■ Franklin Natural Resources Fund

■ S&P North American Natural Resources Sector Index

Geographic

		% of Equity
United States		74.06 / 100.00
Canada		9.03 / 0.00
United Kingdom		6.61 / 0.00
Australia		4.13 / 0.00
Brazil		2.27 / 0.00
France		1.77 / 0.00
South Africa		1.26 / 0.00
Other		0.87 / 0.00

Market Capitalisation Breakdown in USD

		% of Equity
< 1.5 Billion		10.40
1.5-5.0 Billion		17.00
5.0-25.0 Billion		32.10
25.0-50.0 Billion		17.80
> 50.0 Billion		22.00
N/A		0.70

Disclaimers

Important Information: © 2012 Franklin Templeton Investments. All rights reserved. Issued by Franklin Templeton International Services S.A. Franklin Templeton Investment Funds (the "Fund") is a Luxembourg registered SICAV. Source for data and information provided by Franklin Templeton Investments, as of the date of this document, unless otherwise noted. Benchmark related data provided by FactSet, as of the date of this document, unless otherwise noted. This document does not constitute a legal or tax advice nor an investment advice or an offer for shares of the Fund. Subscriptions to shares of the Fund can only be made on the basis of the current full or simplified prospectus of the Fund, accompanied by the latest available audited annual report and semi-annual report accessible on our website at www.franklintempleton.lu or which can be obtained, free of charge, from Franklin Templeton International Services S.A., 26 Boulevard Royal, L-2449 Luxembourg. No shares of the Fund may be directly or indirectly offered or sold to nationals or residents of the United States of America. Shares of the Fund are not available for distribution in all jurisdictions and prospective investors should confirm availability with their local Franklin Templeton Investments representative before making any plans to invest. An investment in the Fund entails risks, which are described in the Fund's prospectus. Special risks may be associated with a Fund's investment in certain types of securities, asset classes, sectors, markets, currencies or countries and in the Fund's possible use of derivatives. These risks are more fully described in the Fund's prospectus and should be read closely before investing. Subject to any applicable regulatory requirements, the portfolio manager for the Fund reserves the right to withhold release of information with respect to holdings that would otherwise be included in the top 10 holdings list. Holdings of the same issuer have been combined. Information is historical and may not reflect current or future portfolio characteristics. All portfolio holdings are subject to change.

STANDARD & POOR'S®, S&P® and S&P 500® are registered trademarks of Standard & Poor's Financial Services LLC. Standard & Poor's does not sponsor, endorse, sell or promote any S&P index-based product.

© Morningstar, Inc. All rights reserved. The information contained herein: (1) is proprietary to Morningstar and/or its content providers; (2) may not be copied or distributed; and (3) is not warranted to be accurate, complete or timely. Neither Morningstar nor its content providers are responsible for any damages or losses arising from any use of this information.

EUSD Status: Any tax information provided is intended to be a general guide and should not be relied upon as a basis for calculating individual liabilities. The information does not take into consideration your personal circumstances and may be subject to change in the future. If you are in any doubt about the impact of tax on your investment you should consult a qualified tax adviser.

Top Holdings: Top Holdings represent the largest holdings of the fund as of the date indicated. These securities do not represent all of the securities purchased, sold or recommended for advisory clients, and the reader should not assume that investment in the securities listed was or will be profitable.